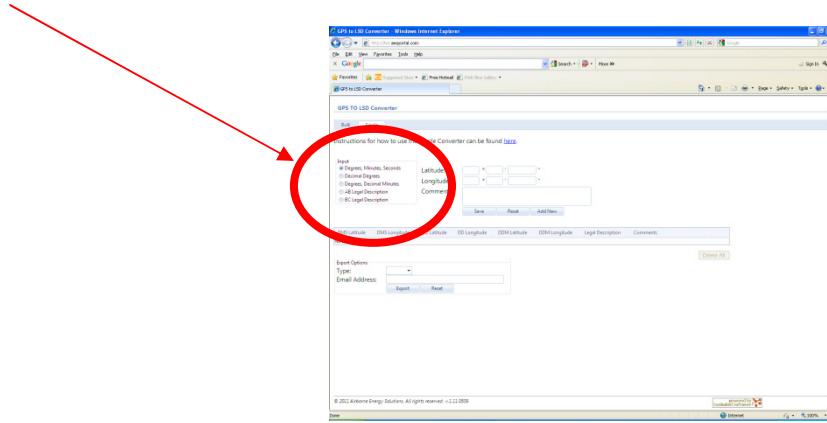


Single GPS/LSD Conversion

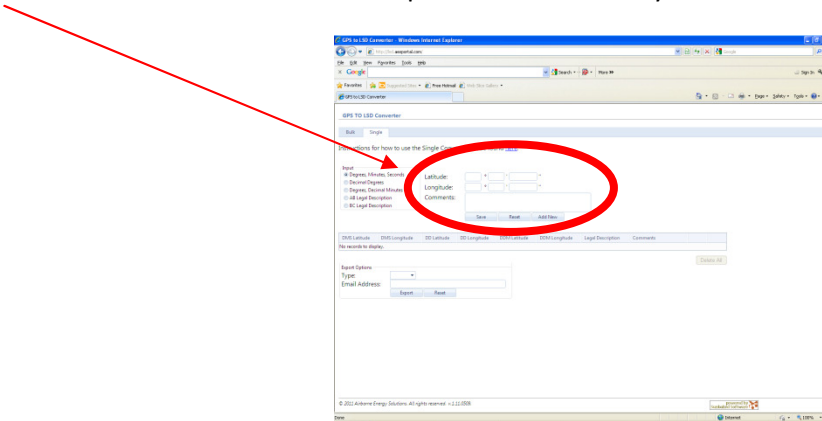
Step 1. Select Input Format

Click on the input format of the co-ordinates that you wish to convert



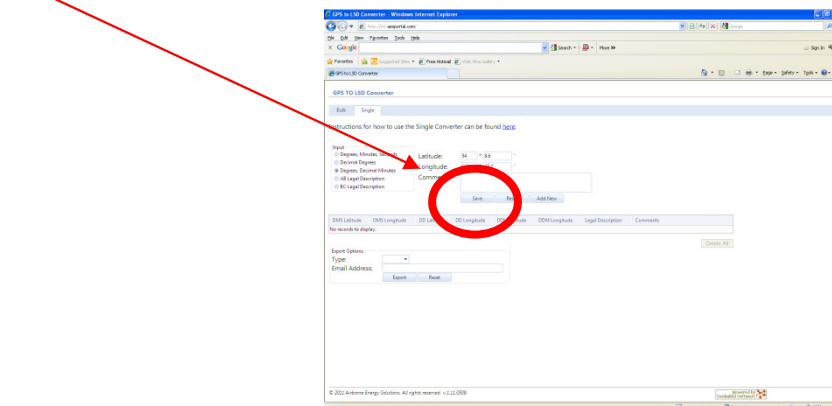
Step 2. Type in Co-ordinates to Convert

Enter the co-ordinates into the boxes provided and add any comments that you wish

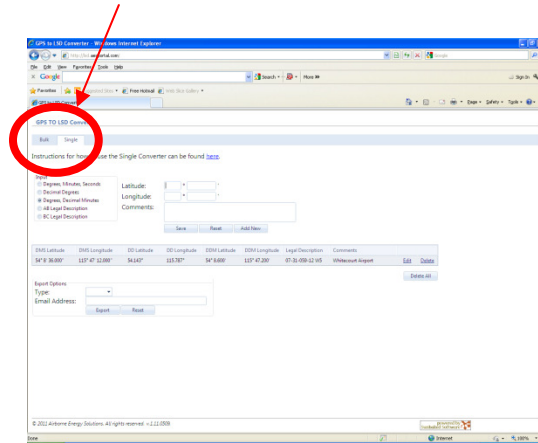


Step 3. Save Co-ordinates

Click *Save* to display the co-ordinates displayed in other formats



You can do this multiple times to display many co-ordinates, however if you have lots to do it may be better to use the bulk option on the **Bulk Tab**



Step 4. (Optional) Send Results to Email or Save

If you wish to email the results in PDF or Excel format, complete the information requested in the Export Options section and **Click Export**. If you only wish to save the file to your hard drive you can leave the email field blank.

